



WDI - COMPANY
 908 SW 15th St
 Forest Lake MN 55025
 Ph: 651-464-6190 Fax: 651-464-6191
 www.wdicustomwood.com



COVER SHEET

****Must Accompany All Orders****

If you do not know the answer to a particular option, please contact our office at 651-464-6190 - If a required item is not provided it will hold up quoting and production until the information is provided.

Bill To Info:
 Customer # _____
 Customer Contact _____
 Company Name _____

Bill To Address
 Street _____
 City _____ State _____
 Zip Code _____
 Phone # _____ Fax # _____
 Email Address _____

Order Info:

Date Order Placed * _____
 Contact Person * _____
 Job Name / PO# * _____

Previous Order Info

Is this Linked to Previous Order? _____
 Original Order Date: _____
 Original Job Name / PO# _____

Ship To Address for this Oder Only

Ship To Info:
 ShipTo # _____ Same as "Bill To"
Permanent Change

Customer Contact _____
 Company Name _____

Ship To Address
 Street _____
 City _____ State _____
 Zip Code _____
 Phone # _____ Fax # _____

Shipping Preference:

Additional Instructions:



WDI - COMPANY
 908 SW 15th St
 Forest Lake MN 55025
 Ph: 651-464-6190 Fax: 651-464-6191
 www.wdicustomwood.com



Door Order Form

Essential Info

Customer # * _____

Company Name * _____

Job Name / PO# * _____

Wood Species * _____

Wood Grade * _____

Thickness * _____

Grain Direction Vertical Horizontal

Finishing Info *

Natural / Clear Coat(No Stain)-Satin

Stain / Clear Coat(Satin) - Specify Below

**Please Check one from Each Column
or Specify customizations in box below**

----- Front of Door -----

Stile & Rail

Center Panel

Outside Edge

SR-01

SR-01-R

SR-02

SR-03

SR-04

Other

CP-01

CP-02
Door

CP-03
Door

CP-04

Other

Square

1/4R - Step

Bevel

1/16R

Step

Other

----- Back of Door -----

Please use these abbreviations to specify the placement of the 5" wide finger pull.

All finger pulls are viewed from the face of the door or drawer front.

	Left	Center	Right
Top	TRL	TRC	TRR
Bottom	BRL	BRC	BRR
	Top	Center	Bottom
Left	LST	LSC	LSB
Right	RST	RSC	RSB

Additional Specifications -



WDI - COMPANY
 908 SW 15th St
 Forest Lake MN 55025
 Ph: 651-464-6190 Fax: 651-464-6191
 www.wdicustomwood.com



Cabinet Door Order Form

Essential Info

Customer # * _____
 Company Name * _____
 Job Name / PO# * _____

Door Info *

All Measurements are Exact.
 Standard Bore is 3.5" from top and bottom, 5mm from edge
 List all duplicates on their own line

Line	Qty	Width	Height	Hinge Bore	Frame Only	Finger Pull	Special Instructions
1							
2							
3							
4							
5							
6							
7							
8							
9							
10							
11							
12							
13							
14							
15							
16							
17							
18							
19							
20							
21							
22							
23							
24							
25							
26							
27							
28							
29							
30							
31							
32							
33							
34							
35							
36							
37							
38							
39							



WDI - COMPANY
 908 SW 15th St
 Forest Lake MN 55025
 Ph: 651-464-6190 Fax: 651-464-6191
 www.wdicustomwood.com



Cabinet Drawer Front Order Form

Essential Info

Customer # * _____

Company Name * _____

Job Name / PO# * _____

Wood Species * _____

Wood Grade * _____

Thickness * _____

Grain Direction Vertical Horizontal

Finishing Info *

Natural / Clear Coat(No Stain)-Satin

Stain / Clear Coat(Satin) - Specify Below

**Please Check one from Each Column
or Specify customizations in box below**

----- Front of Door -----

Stile & Rail

SR-01

SR-01-R

SR-02

SR-03

SR-04

Other

Center Panel

CP-01

CP-02
Drawer

CP-03
Drawer

CP-04

Other

Outside Edge

Square

1/4R - Step

Bevel

1/16R

Step

Other

----- Back of Door -----

Please use these abbreviations to specify the placement of the 5" wide finger pull.

All finger pulls are viewed from the face of the door or drawer front.

	Left	Center	Right
Top	TRL	TRC	TRR
Bottom	BRL	BRC	BRR
	Top	Center	Bottom
Left	LST	LSC	LSB
Right	RST	RSC	RSB

Additional Specifications -



WDI - COMPANY
 908 SW 15th St
 Forest Lake MN 55025
 Ph: 651-464-6190 Fax: 651-464-6191
 www.wdicustomwood.com



Cabinet Drawer Front Order Form

Essential Info

Customer # *

Company Name *

Job Name / PO# *

Line	Qty	Width	Height	Finger Pull	Special Instructions
1					
2					
3					
4					
5					
6					
7					
8					
9					
10					
11					
12					
13					
14					
15					
16					
17					
18					
19					
20					
21					
22					
23					
24					
25					
26					
27					
28					
29					
30					
31					
32					
33					
34					
35					
36					
37					
38					
39					



WDI - COMPANY
 908 SW 15th St
 Forest Lake MN 55025
 Ph: 651-464-6190 Fax: 651-464-6191
 www.wdicustomwood.com



Cabinet Drawer Box Order Form

Essential Info

Customer # * _____
 Company Name * _____
 Job Name / PO# * _____

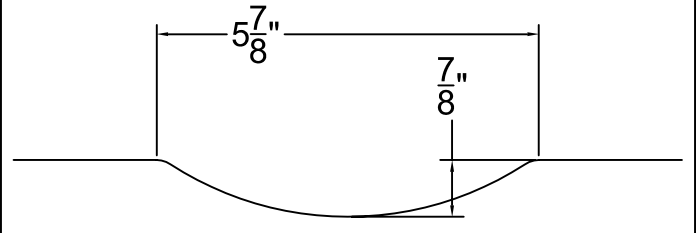
Wood Species * _____
 Wood Grade * _____

Side Wall Thickness 5/8" Bottom Thickness 1/4"

Finishing Info *

Natural / Clear Coat(No Stain)-Satin
 Stain / Clear Coat(Satin) - Specify Below

Optional Scoop



Additional Specifications:



WDI - COMPANY
 908 SW 15th St
 Forest Lake MN 55025
 Ph: 651-464-6190 Fax: 651-464-6191
 www.wdicustomwood.com



Cabinet Drawer Box Order Form

Essential Info

Customer # *

Company Name *

Job Name / PO# *

Line	Qty	Width	Depth	Height	Scoop	Special Instructions
1						
2						
3						
4						
5						
6						
7						
8						
9						
10						
11						
12						
13						
14						
15						
16						
17						
18						
19						
20						
21						
22						
23						
24						
25						
26						
27						
28						
29						
30						
31						
32						
33						
34						
35						
36						
37						
38						
39						



WDI - COMPANY
 908 SW 15th St
 Forest Lake MN 55025
 Ph: 651-464-6190 Fax: 651-464-6191
 www.wdicustomwood.com



Sheet Good Order Form

Essential Info	
Customer # *	_____
Company Name *	_____
Job Name / PO# *	_____

Line	Qty	Part	Thickness	Width	Length	Material	Species	Special Instructions
1								
2								
3								
4								
5								
6								
7								
8								
9								
10								
11								
12								
13								
14								
15								
16								
17								
18								
19								
20								
21								
22								
23								
24								
25								
26								
27								
28								
29								
30								
31								
32								
33								
34								
35								
36								
37								
38								
39								



WDI - COMPANY
 908 SW 15th St
 Forest Lake MN 55025
 Ph: 651-464-6190 Fax: 651-464-6191
 www.wdicustomwood.com



Molding/Miscellaneous Parts Order Form

Essential Info

Customer # * _____

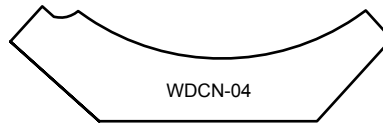
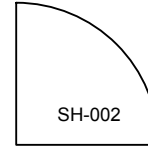
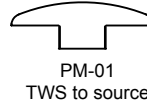
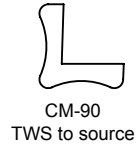
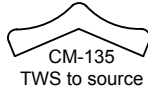
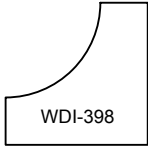
Company Name * _____

Job Name / PO# * _____

PSA -
 1 = 2' X 8' WOW .04 PSA - Indicate QTY of sheets

QTY _____

Species _____



Line	Qty	Part	Species	Length	Special Instructions
1					
2					
3					
4					
5					
6					
7					
8					
9					
10					

Miscellaneous Items

Line	Qty	Part	Species	Thickness	Width	Length	Special Instructions
1							
2							
3							
4							
5							
6							
7							
8							
9							
10							

Additional Specifications:



WDI - COMPANY
 908 SW 15th St
 Forest Lake MN 55025
 Ph: 651-464-6190 Fax: 651-464-6191
 www.wdicustomwood.com



Face Frame Order Form

Essential Info

Customer # * _____

Company Name * _____

Job Name / PO# * _____

Wood Species * _____

Wood Grade * _____

Finishing Info *

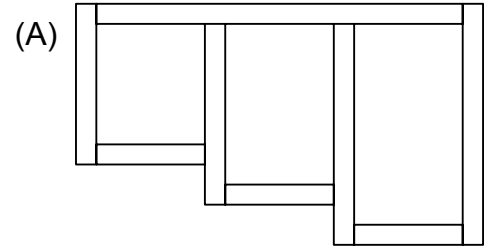
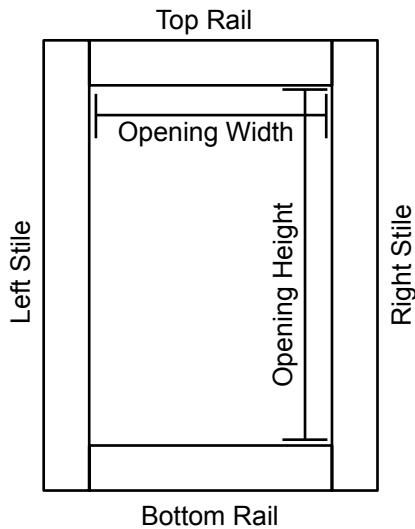
Natural / Clear Coat(No Stain)-Satin

Stain / Clear Coat(Satin) - Specify Below

Face Frame -
 Joinery will be Pocket Screw unless noted otherwise

If face frame is not standard(A) - a drawing is REQUIRED

Standard Face Frame Information



Additional Specifications:

Face Frame Information

Line	Qty	Opening Width	Opening Height	Top Rail	Bottom Rail	Left Stile	Left Stile	Special Instructions
1								
2								
3								
4								
5								
6								
7								
8								
9								
10								